
















**APPENDIX 2 – PERFORMANCE SCORECARD FOR THE  
II&IG SCRUTINY BOARD - (QUARTER 4 2020/21 OR LATEST AVAILABLE DATA)**

<b>Performance Summary 2020/21</b>			
<b>No</b>	<b>BCP Key Performance Indicators (KPI)</b> <small>(*cumulative)</small>	<b>2012021 Target</b>	<b>2020/21 Result</b>
1	Employment in Leeds <small>(calendar year)</small>	>471,200 people <small>(2018)</small>	 473,0005 people <small>(2019 provisional)</small>
2	Unemployment in Leeds*	=<4.2% <small>(Apr 2019-Mar 2020)</small>	 4.1% <small>(Jan 2020-Dec 2020)</small>
3	Gross Value Added (GVA) per filled job <small>(calendar year)</small>	>£53,311 per job <small>(2018)</small>	Not Available
4	Number of new business start-ups* <small>(calendar year)</small>	>5,232 start ups <small>(2020)</small>	1,154 start ups <small>(Jan-Mar 2021)</small>
5	Number of business scale ups <small>(3 years of 20% growth in turnover or employment)</small>	>467 scale ups <small>(2017/18)</small>	585 scale ups <small>(New measure for 2019)</small>
6	Business survival rate <small>(5 Year Survival Rate)</small>	>42.9% <small>(2018)</small>	 42.9% <small>(2019)</small>
7	Change in business rates payable since 2017 revaluation* <small>(reported cumulatively over the Best Council Plan 2018-20)</small>	>£446,130,102 <small>(2017)</small>	 - 0.9% - £4.1m <small>(Apr 20-Mar 21)</small>
8	Visitor economic impact for Leeds <small>(calendar year)</small>	>£1.832 billion <small>(2018)</small>	 £1.89bn <small>(2019)</small>
8	Percentage of working age Leeds' residents with at least a Level 4 qualification <small>(calendar year)</small>	>40.1% 205,800 residents (2019)	 46.9% 239,800 residents (2020)
9	Number of people supported to improve their skills*	>=6,420 people <small>(2020/21)</small>	 4,857 people <small>(Academic 2019/20)</small>
10	Number of people supported into work* <small>(2020/21 service provision)</small>	>=4,254 people <small>(2020/21 service provision)</small>	 3,413 people <small>(2020/21)</small>
11	Growth in new homes in Leeds* <small>(Newly built &amp; converted homes only)</small>	>=3,247 homes <small>(CSSR target)</small>	 3,009 homes
12	Number of affordable homes (AH) delivered*	>=434 AH <small>(+ 796 pa for backlog – CSSR target)</small>	 386 AH <small>(Apr-Dec 2020)</small>
13	Progress 8 score at the end of Key Stage 4 (end of year 11)	N/A	+0.03
14	Percentage and number of young people who are not in employment, education or training whose status is in 'not known' (NEET)	N/A	Not published
15	Number of people killed or seriously injured (KSI) in road traffic collisions* <small>(calendar year)</small>	<=283 people <small>(West Yorkshire Transport Strategy target)</small>	 231 people <small>(2020)</small>
	Number of Children & Young People (CYP) killed or seriously injured (KSI) * <small>(calendar year)</small>	<=25 CYP <small>(2019)</small>	 22 CYP <small>(2020)</small>
16	Satisfaction with a range of transport services <small>(score out of 10)</small>	>6.7 out of 10 <small>(2018/19)</small>	 6.6 out of 10 <small>(2020/21)</small>
17	Number of passengers boarding buses in the Leeds district <small>(to double passengers to 134m by 2026) (calendar year)</small>	>67.4m passengers <small>(2019 result)</small>	 32.9m <small>(2020 result)</small>
18	Increase in city centre travel by sustainable transport <small>(bus, train, cycling, walking)</small>	>46.6% of journeys <small>(2019/20)</small>	No survey in 2020
19	Number of residential and commercial properties moved to a lower level of flood risk* <small>(measured cumulatively from 1<sup>st</sup> April 2017 – 31<sup>st</sup> March 2021)</small>	>3,171 Residential >501 Commercial	 3,208 Residential 501 Commercial